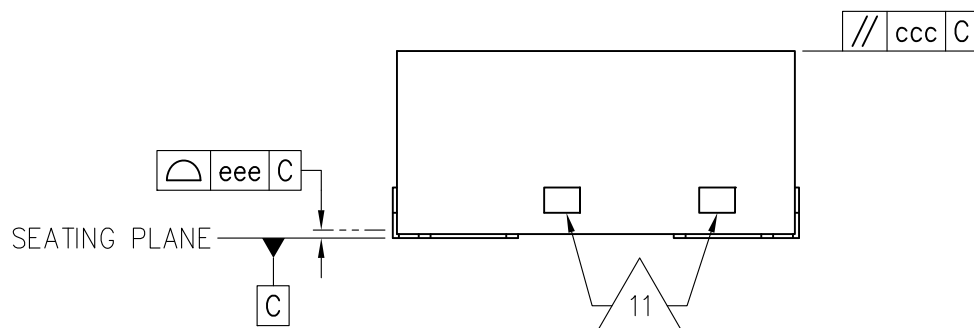
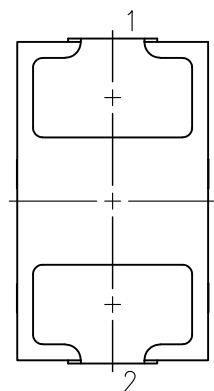


BOTTOM VIEW

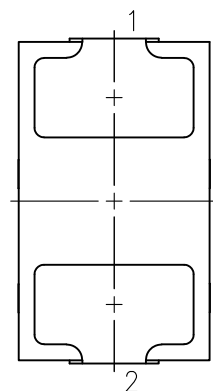
SHEET
1 OF 7



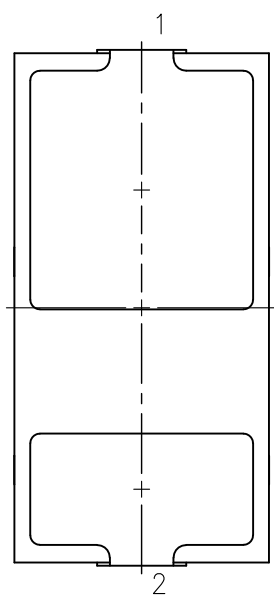
VIEW A-A
(ROTATED 90° CW)



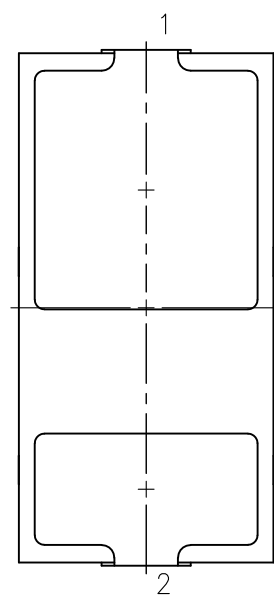
BOTTOM VIEW
VARIATION AA
TERMINAL PATTERN 1



BOTTOM VIEW
VARIATION BA
TERMINAL PATTERN 1



BOTTOM VIEW
VARIATION CA
TERMINAL PATTERN 2



BOTTOM VIEW
VARIATION DA
TERMINAL PATTERN 2

TABLE 1

VARIATIONS							
SYMBOL	AA			BA			
	PDS0–N2_I0p65– R0p6x1p0Z0p53– CturET0p04			PDS0–N2_I0p65– R0p6x1p0Z0p43– CturET0p04			
	MIN	NOM	MAX	MIN	NOM	MAX	NOTES
Z	0.43	0.48	0.53	0.33	0.38	0.43	5
Z1	0.00	0.02	0.04	0.00	0.02	0.04	9
b1	0.45	0.50	0.55	0.45	0.50	0.55	8
b2	0.45	0.50	0.55	0.45	0.50	0.55	8
b3	0.20	—	—	0.20	—	—	8
X	0.60 BASIC			0.60 BASIC			
Y	1.00 BASIC			1.00 BASIC			
e1	0.325 BASIC			0.325 BASIC			3
e2	0.325 BASIC			0.325 BASIC			3
T	0.10	---	---	0.10	---	---	8, 13
L1	0.22	0.25	0.30	0.22	0.25	0.30	8
L2	0.22	0.25	0.30	0.22	0.25	0.30	8
N	2			2			
TERMINAL PATTERN	1			1			
NOTES	1, 2			1, 2			
REF	11–980, 11–1000			11–980, 11–1000			
ISSUE	B			B			

TABLE 2

VARIATIONS							
SYMBOL	CA			DA			
	PDSO–N2_I0p94– R0p8x1p6Z0p53– CturET0p04			PDSO–N2_I0p94– R0p8x1p6Z0p43– CturET0p04			
	MIN	NOM	MAX	MIN	NOM	MAX	NOTES
Z	0.43	0.48	0.53	0.33	0.38	0.43	5
Z1	0.00	0.02	0.04	0.00	0.02	0.04	9
b1	0.67	0.70	0.75	0.67	0.70	0.75	8
b2	0.67	0.70	0.75	0.67	0.70	0.75	8
b3	0.20	–	–	0.20	–	–	8
X	0.80 BASIC			0.80 BASIC			
Y	1.60 BASIC			1.60 BASIC			
e1	0.37 BASIC			0.37 BASIC			3
e2	0.57 BASIC			0.57 BASIC			3
T	0.10	---	---	0.10	---	---	8, 13
L1	0.72	0.75	0.80	0.72	0.75	0.80	8
L2	0.32	0.35	0.40	0.32	0.35	0.40	8
N	2			2			
TERMINAL PATTERN	2			2			
NOTES	1, 2			1, 2			
REF	11–980, 11–1000			11–980, 11–1000			
ISSUE	B			B			

TABLE 3

TOLERANCES OF FORM AND POSITION	
SYMBOL	
aaa	0.05
bbb	0.1
ccc	0.05
ddd	0.05
eee	0.05
NOTES	1, 2
REF	11-980
ISSUE	A

NOTES:

1. DIMENSIONING AND TOLERANCING PER ASME Y14.5–2009.

2. ALL DIMENSIONS ARE IN MILLIMETERS.



"e1 + e2" REPRESENT THE TERMINAL PITCH.



0.6 X 1.0 PACKAGE, VARIATION AA, IS SHOWN FOR ILLUSTRATION ONLY.



DIMENSION Z INCLUDES STAND-OFF HEIGHT "Z1", AND PACKAGE BODY THICKNESS, BUT DOES NOT INCLUDE ATTACHED FEATURES, e.g. EXTERNAL HEATSINK OR CHIP CAPACITORS. AN INTEGRAL HEATSLUG IS NOT CONSIDERED AS ATTACHED FEATURE.



A VISUAL INDEX FEATURE MUST BE LOCATED WITHIN THE HATCHED AREA. TOPSIDE TERMINAL #1 INDICATOR MAY BE A MOLDED, OR MARKED FEATURE. OPTIONAL INDICATOR ON BOTTOM SURFACE MAY BE A MARKED, OR METALLIZED FEATURE.

7. THESE PACKAGES ARE USED PRINCIPALLY FOR DISCRETE DEVICES.



DIMENSION b1, b2, b3, L1, L2, T APPLY TO PLATED TERMINALS.



DIMENSION Z1 IS PRIMARILY TERMINAL PLATING, AND DOES NOT INCLUDE SMALL METAL PROTRUSIONS.

10. VARIOUS COMPANIES HAVE ISSUED PATENTS AND RELATED PATENT APPLICATIONS THAT MAY APPLY TO THIS REGISTRATION. IF THE CURRENT ISSUED PATENTS OR LATER PATENTS RESULTING FROM RELATED APPLICATIONS DO APPLY, THESE COMPANIES INTEND TO COMPLY WITH THE JEDEC PATENT POLICY AND LICENSE UNDER REASONABLE TERMS AND CONDITIONS THAT ARE DEMONSTRABLY FREE OF ANY UNFAIR DISCRIMINATION. REFERENCED PATENTS ARE AS FOLLOWS:

NEXPERIA BV	US PATENT NO.: 8809121 B2
-------------	---------------------------



BASED ON CONSTRUCTION METHOD, THE SIDE SURFACES OF THE PACKAGE MAY INCLUDE SOME METALLIZED SUPPORT FEATURES NON-CRITICAL TO THE FUNCTIONALITY OF THE PACKAGE. Y VALUE IS INCLUSIVE OF THESE FEATURES.



THE WETTABLE FLANKS CAN HAVE METAL PROTRUSION OF 0.02MM MAXIMUM AT EACH SIDE. X VALUE IS EXCLUSIVE OF THIS PROTRUSION. THE WIDTH OF WETTABLE FLANK ARE 0.20MM MINIMUM.

STP (3D) FILE RECORD

3D FILE NAMES MAY EXCEED LENGTH REQUIREMENTS FOR SOME SOFTWARE TOOLS.

STP FILE NAME	DATE	ITEM NUMBER
MO-343A_PDS0-N2_I0p65-R0p6x1p0Z0p5-CturET0p04	MAR 2020	11-980
MO-343A_PDS0-N2_I0p65-R0p6x1p0Z0p4-CturET0p04	MAR 2020	11-980
MO-343A_PDS0-N2_I0p94-R0p8x1p6Z0p5-CturET0p04	MAR 2020	11-980
MO-343A_PDS0-N2_I0p94-R0p8x1p6Z0p4-CturET0p04	MAR 2020	11-980
MO-343B_PDS0-N2_I0p65-R0p6x1p0Z0p53-CturET0p04	MAR 2022	11-1000
MO-343B_PDS0-N2_I0p65-R0p6x1p0Z0p43-CturET0p04	MAR 2022	11-1000
MO-343B_PDS0-N2_I0p94-R0p8x1p6Z0p53-CturET0p04	MAR 2022	11-1000
MO-343B_PDS0-N2_I0p94-R0p8x1p6Z0p43-CturET0p04	MAR 2022	11-1000

TASK GROUP CONTRIBUTORS

NEXPERIA B.V.

CHANGE RECORD

IF THE CHANGE INVOLVES ANY WORDS ADDED OR DELETED (EXCLUDING DELETION OF ACCIDENTALLY REPEATED WORDS), THE CHANGE IS TO BE INCLUDED BELOW. PUNCTUATION CHANGES MAY OR MAY NOT BE INCLUDED.

INITIAL ISSUE: A	DATE: MARCH 2020	ITEM NUMBER: 11-980
------------------	------------------	---------------------

CHANGE RECORD HISTORY:

ISSUE: B	DATE: MARCH 2022	ITEM NUMBER: 11-1000
----------	------------------	----------------------

LOCATION	CHANGED FROM:	CHANGED TO:
SHEET 1		ADDED NOTE 13 TO DIM 'T'
SHEET 4	VARIATION AA PDSO-...R0p6x1p0Z0p5-...	VARIATION AA PDSO-...R0p6x1p0Z0p53-...
	VARIATION AA, SYMBOL Z MIN 0.44, NOM 0.47, MAX 0.50	VARIATION AA, SYMBOL Z MIN 0.43, NOM 0.48, MAX 0.53
	VARIATION BA PDSO-...R0p6x1p0Z0p4-...	VARIATION BA PDSO-...R0p6x1p0Z0p43-...
	VARIATION BA, SYMBOL Z MIN 0.34, NOM 0.37, MAX 0.40	VARIATION BA, SYMBOL Z MIN 0.33, NOM 0.38, MAX 0.43
SHEET 5	VARIATION CA PDSO-...R0p8x1p6Z0p5-...	VARIATION CA PDSO-...R0p8x1p6Z0p53-...
	VARIATION CA, SYMBOL Z MIN 0.44, NOM 0.47, MAX 0.50	VARIATION CA, SYMBOL Z MIN 0.43, NOM 0.48, MAX 0.53
	VARIATION DA PDSO-...R0p6x1p0Z0p4-...	VARIATION DA PDSO-...R0p6x1p0Z0p43-...
	VARIATION DA, SYMBOL Z MIN 0.34, NOM 0.37, MAX 0.40	VARIATION DA, SYMBOL Z MIN 0.33, NOM 0.38, MAX 0.43
SHEETS 4 & 5	VARIATION AA/BA/CA/DA SYMBOL T MIN 0.10, NOM 0.16, MAX 0.22	VARIATION AA/BA/CA/DA SYMBOL T MIN 0.10, NOM ---, MAX ---
		ADDED NOTE 13 TO SYM 'T'
SHEET 7		ADDED NOTE 13

JEDEC SOLID STATE PRODUCT OUTLINE Copyright © 2020 JEDEC	TITLE PLASTIC DUAL SMALL OUTLINE SURFACE 2 TERMINAL, WETTABLE FLANK PACKAGE	NUMBER MO-343	ISSUE B	DATE MAR 2022	SHEET iii
--	---	------------------	------------	------------------	--------------